

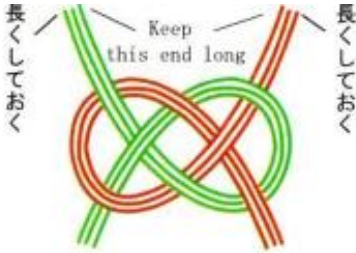


亀 (平亀)

Kame (Hiragame) (which is like a turtle in shape)



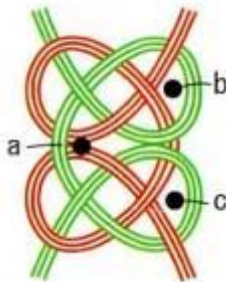
1 初めに輪をつくる。 抱きあわせ結び
 Firstly, make a loop



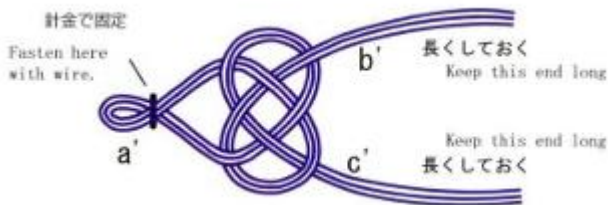
2 もうひとつの輪を図のようにくぐらせる。
 2. Pass another loop through the first loop as shown in the figure.



3 さらに輪をつくり交互に編むようにくぐらせる。
 3. Make another loop and pass through each other just as you weave the paper stings.



4 亀の胴体のできあがり。
 4. This is the completion of the body of turtle.



5 次に亀の頭と尾を作り, 4 でつくった胴体の a. b. c に a' b' c' を通します。
 5. Next, make the head and the tail of turtle, and pass a, b. and c shown in the Figure 4 through a' , b' , and c' respectively.



6 亀 (平亀) の完成。
 6. This is the completion of turtle.